


Data sheet | Item number: 2092-1130/000-5000

1-conductor female plug; direct marking; 2.5 mm²; Pin spacing 5 mm; 10-pole; 2,50 mm²; light gray

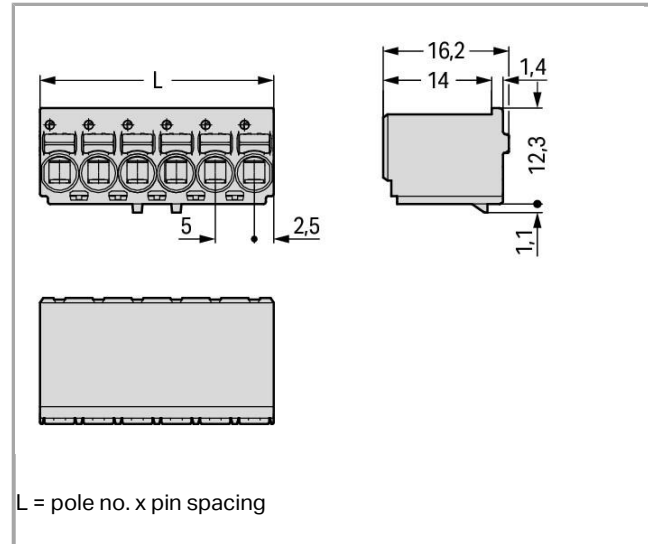
2092-1130_000-5000



RoHS Compliant

[BOMcheck.net](https://www.bomcheck.net)

Color:



Item description

- Universal connection of all conductor types
- Simple, push-in termination of solid and ferruled conductors
- Easy-to-use design does not require special tools
- Ability to wire while mated or unmated
- Testing parallel to conductor entry – tip contact
- Also available with gripping plates
- Integrated locking latches prevent accidental disconnection

Safety information 1:

The **picoMAX[®] pluggable connection system** is designed without breaking capacity for compliance with DIN EN 61984. When used as intended, MCS Connectors shall not be connected/disconnected when live or under load. The circuit design should ensure header pins, which can be touched, are not live when unmated.

Data

Electrical data

Ratings per IEC/EN 60664-1

| | |
|---------------------------------|-------|
| Rated voltage (III / 3) | 250 V |
| Rated impulse voltage (III / 3) | 4 kV |
| Rated voltage (III / 2) | 320 V |
| Rated impulse voltage (III / 2) | 4 kV |
| Rated voltage (II / 2) | 630 V |
| Rated impulse voltage (II / 2) | 4 kV |
| Rated current | 16 A |

Approvals per UL 1059

| | |
|--------------------------------|-------|
| Rated voltage UL (Use Group B) | 300 V |
| Rated current UL (Use Group B) | 15 A |
| Rated voltage UL (Use Group D) | 300 V |

Connection data

| | |
|---|-------------------------------------|
| Connection technology | Push-in CAGE CLAMP® |
| Actuation type | Push-button |
| Solid conductor | 0.2 2.5 mm ² / 24 12 AWG |
| Fine-stranded conductor | 0.2 2.5 mm ² / 24 12 AWG |
| Fine-stranded conductor with ferrule with plastic collar | 0.25 1.5 mm ² |
| Fine-stranded conductor with ferrule without plastic collar | 0.25 2.5 mm ² |
| Strip length | 9 10 mm / 0.35 0.39 inch |
| Total number of connection points | 10 |
| Total number of potentials | 10 |
| Number of connection types | 1 |
| Number of levels | 1 |
| No. of poles | 10 |

Geometrical Data

| | |
|-------------|----------------------|
| Pin spacing | 5 mm / 0.197 inch |
| Width | 50 mm / 1.969 inch |
| Height | 16.2 mm / 0.638 inch |
| Depth | 13.4 mm / 0.528 inch |

Plug connection

| | |
|------------------------------------|-------------------------|
| Contact type (pluggable connector) | Female connector/socket |
| Connector connection type | for conductors |
| Mismating protection | No |

Material Data

| | |
|-----------------------------|--|
| Color | light gray |
| Material group | I |
| Insulating material | Polyphthalamide (PPA GF) |
| Flammability class per UL94 | V0 |
| Clamping spring material | Chrome nickel spring steel (CrNi) |
| Contact material | Electrolytic copper (E _{Cu}) |
| Contact plating | tin-plated |
| Fire load | 0.223 MJ |
| Weight | 9.419 g |

Environmental Requirements



| | |
|-------------------------|-------------|
| Limit temperature range | -60 +100 °C |
|-------------------------|-------------|

Commercial data



| | |
|--------------------|---------------|
| Country of origin | DE |
| GTIN | 4050821358138 |
| Customs Tariff No. | 85366990990 |

Approvals / Certificates


Radio-Approvals

| Logo | Approval | Additional Approval Text | Certificate name |
|--|---------------------------------------|--------------------------|------------------|
| | CB DEKRA Certification B.V. | IEC 61984 | NL-49737 |
|  | CSA DEKRA Certification B.V. | C22.2 | 2362521 |
|  | KEMA/KEUR DEKRA Certification B.V. | IEC 61984 | 71- 102261 |


Country specific Approvals

| Logo | Approval | Additional Approval Text | Certificate name |
|--|--|--------------------------|------------------|
| | CB DEKRA Certification B.V. | IEC 61984 | NL-49737 |
|  | CSA DEKRA Certification B.V. | C22.2 | 2362521 |
|  | KEMA/KEUR DEKRA Certification B.V. | IEC 61984 | 71- 102261 |

Other Approvals



| Logo | Approval | Additional Approval Text | Certificate name |
|--|--|--------------------------|------------------|
|  | cURus Underwriters Laboratories Inc. | UL 1059 | E45172 |

UL-Approvals

| Logo | Approval | Additional Approval Text | Certificate name |
|--|--|--------------------------|------------------|
|  | cURus Underwriters Laboratories Inc. | UL 1059 | E45172 |

Compatible products

tools

| | | |
|--|---|-----------|
|  | Item no.: 2092-1630 Unlocking tool; orange | 2092-1630 |
|  | Item no.: 210-719 Operating tool; Blade: 2.5 x 0.4 mm; with a partially insulated shaft | 210-719 |

check

| | | |
|--|--|---------|
|  | Item no.: 735-500 Test pin; 1 mm Ø; with solder connection for test wire | 735-500 |
|--|--|---------|

Strain relief plate

| | | |
|--|--|-----------|
|  | Item no.: 2092-1603 Gripping plate; light gray | 2092-1603 |
|--|--|-----------|



Item no.: 2092-1603/002-000

Gripping plate with sliding connector release; light gray

2092-1603

002-000

Downloads

Documentation

Additional Information

Technical explanations

Apr 3, 2019

pdf
3.6 MB

Download

Product family

picoMAX

Show all products from the family

Subject to changes.
